

SuperFlo Deep Pleat HEPA RHP / RHP-X

Extended Surface High Efficiency Air Filter

Medical, industrial and commercial grade HEPA deep pleated filter utilizes state-of-the-art technology to offer high efficiency and cost-effective replacement to separator-style HEPA filters, providing maximum protection against airborne microbes and bacteria. All HEPAs are individually tested before shipping.



BENEFITS



Maximum HEPA efficiency at low resistance to air flow



Lighter & fully incinerable high impact plastic frame



Faster lead times - made and tested in the USA

APPLICATIONS

- Healthcare
- Biotech
- Pharmaceutical
- Food Processing
- Semiconductor
- Industrial & Automotive Applications
- Biomedical
- Universities
- Laboratories
- Airports
- Museums
- Grow Rooms

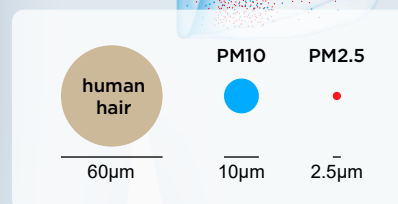
EN 1822 CLASSIFICATION

Filter Group	Class	MPPS Integral Values		MPPS Local values	
		Efficiency (%)	Penetration (%)	Efficiency (%)	Penetration (%)
EPA	E10	85	15	-	-
	E11	95	5	-	-
	E12	99.5	0.5	-	-
HEPA	H13	99.95	0.05	99.75	0.25
	H14	99.995	0.005	99.975	0.025
ULPA	U15	99.9995	0.0005	99.9975	0.0025
	U16	99.99995	0.00005	99.99975	0.00025
	U17	99.999995	0.000005	99.9999	0.0001

MADE IN USA



Tested to the latest recommended practice.



BENEFITS

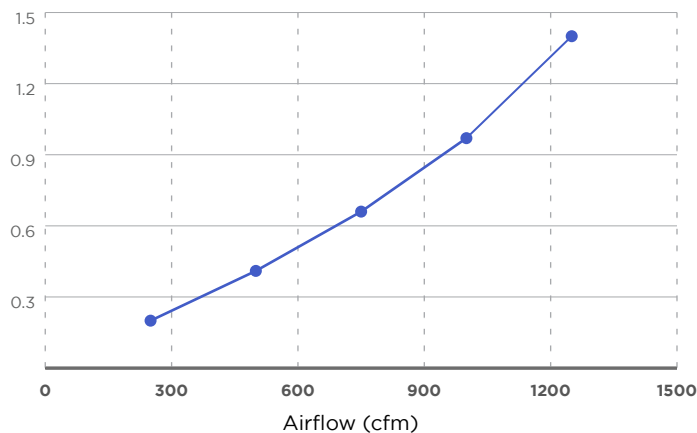
- Filter efficiencies available: 99.97% and 99.99% at 0.3 μ m
- Using an 11.5" standard depth offers an easy replacement for separator style filters without any holding frame modifications
- Low initial resistance at both 250 FPM and 500 FPM using the latest in mini-pleat technology
- 40% lighter with fully incinerable high impact plastic frame
- Available in standard and high-capacity models RHP / RHP-X, microglass media and a variety of frame materials
- Glue bead separators promote uniform air flow and are manufactured on a computer-controlled pleater for consistency
- Manufactured in the USA in an ISO Certified facility



SUPERFLO DEEP PLEAT HEPA (RHP) STANDARD CAPACITY: 1000 CFM

Part Number Box & Header (SH)	Size	CFM	Efficiency
SuperFlo RHP 99.97% (Type A)			
RHP97242412	24 x 24 x 11.5	1000	99.97% @ 0.3 μ m
RHP97122412	12 x 24 x 11.5	500	99.97% @ 0.3 μ m
RHP97232312	23.375 x 23.375 x 11.5	950	99.97% @ 0.3 μ m
RHP97112312	11.375 x 23.375 x 11.5	475	99.97% @ 0.3 μ m
SuperFlo RHP 99.99% (Type A)			
RHP99242412	24 x 24 x 11.5	1000	99.99% @ 0.3 μ m
RHP99122412	12 x 24 x 11.5	500	99.99% @ 0.3 μ m
RHP99232312	23.375 x 23.375 x 11.5	950	99.99% @ 0.3 μ m
RHP99112312	11.375 x 23.375 x 11.5	475	99.99% @ 0.3 μ m

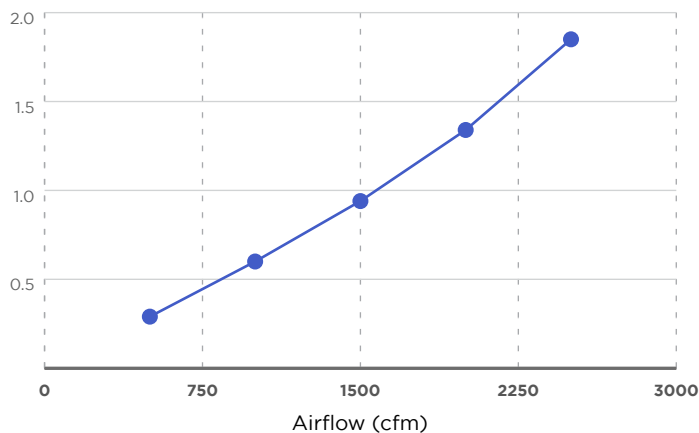
RESISTANCE in W.G.



SUPERFLO DEEP PLEAT HEPA (RHP-X) HIGH CAPACITY: 2000 CFM

Part Number Box & Header (SH)	Size	CFM	Efficiency
SuperFlo RHP-X 99.97% (Type A)			
RHPX97242412	24 x 24 x 11.5	2000	99.97% @ 0.3 μ m
RHPX97122412	12 x 24 x 11.5	1000	99.97% @ 0.3 μ m
RHPX97232312	23.375 x 23.375 x 11.5	1900	99.97% @ 0.3 μ m
RHPX97112312	11.375 x 23.375 x 11.5	950	99.97% @ 0.3 μ m
SuperFlo RHP-X 99.99% (Type A)			
RHPX99242412	24 x 24 x 11.5	2000	99.99% @ 0.3 μ m
RHPX99122412	12 x 24 x 11.5	1000	99.99% @ 0.3 μ m
RHPX99232312	23.375 x 23.375 x 11.5	1900	99.99% @ 0.3 μ m
RHPX99112312	11.375 x 23.375 x 11.5	950	99.99% @ 0.3 μ m

RESISTANCE in W.G.



For questions and orders contact
 Rensa Filtration at info@rensafiltration.com
 or visit rensafiltration.com

Filter Group	Class	MPPS Integral Values		MPPS Local values	
		Efficiency (%)	Penetration (%)	Efficiency (%)	Penetration (%)
HEPA	H13	99.95	0.05	99.75	0.25
	H14	99.995	0.005	99.975	0.025